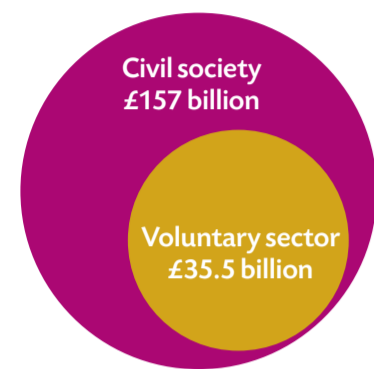


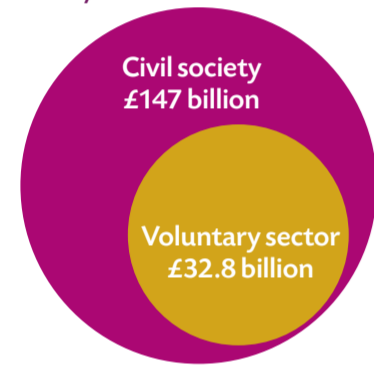
Number of UK voluntary sector and civil society organisations, 2007/08



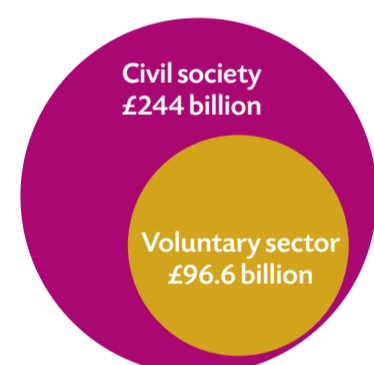
Total income of the UK voluntary sector and civil society, 2007/08



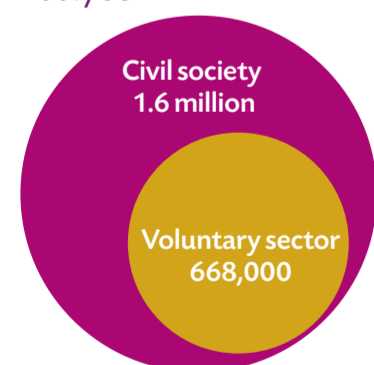
Total expenditure of the UK voluntary sector and civil society, 2007/08



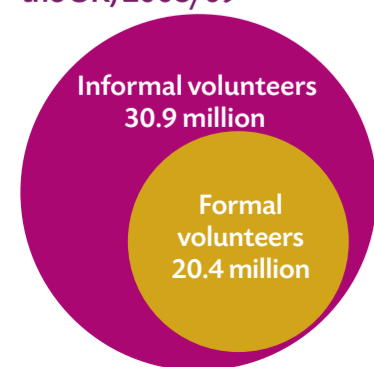
Total net assets of the UK voluntary sector and civil society, 2007/08



Number of paid staff in the UK voluntary sector and civil society, 2007/08



Number of people who formally and informally volunteer once a year in the UK, 2008/09

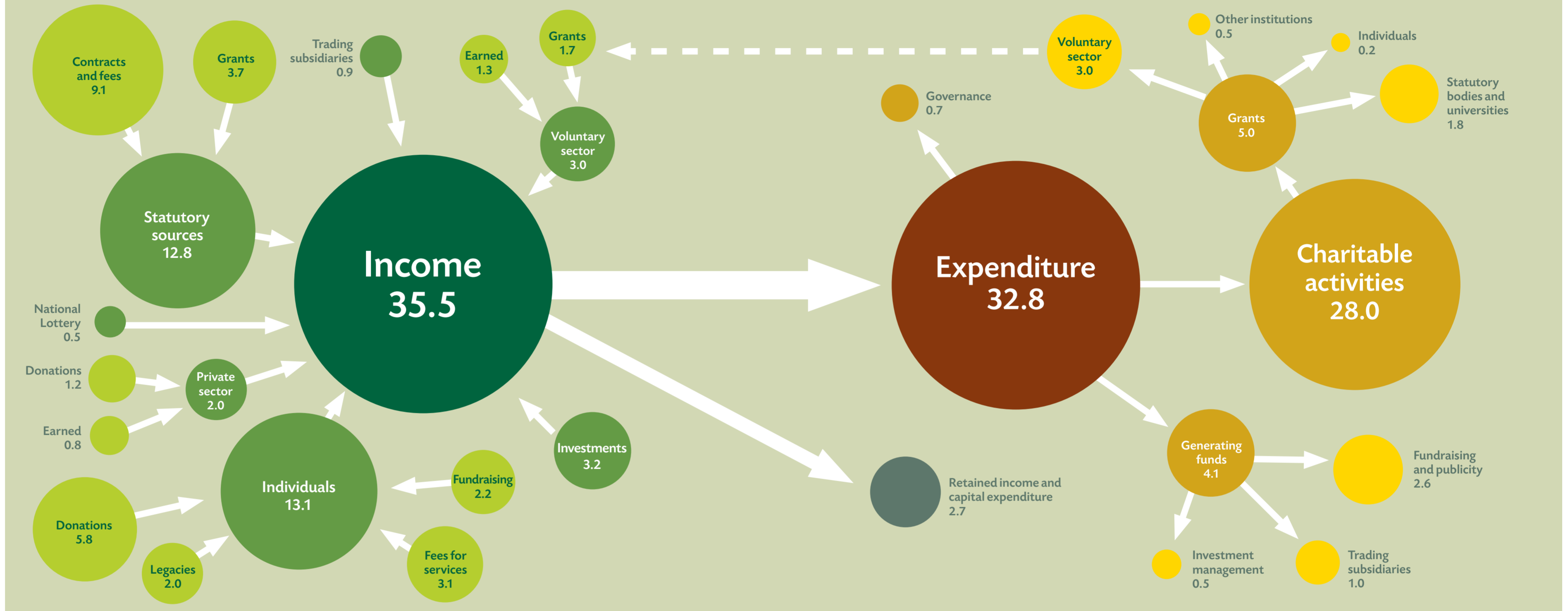


# THE UK VOLUNTARY SECTOR: THE HEART OF CIVIL SOCIETY

# £10

The median amount per donor

## The voluntary sector's income and expenditure, 2007/08 (£ billions)



# 171,000

Of civil society's 900,000 organisations are within the voluntary sector

# 668,000

Of civil society's 1.6 million paid staff work in the voluntary sector



The new Civil Society Almanac – now in its 10th edition – is a completely revised, easy-to-use version of NCVO's major annual reference publication. It draws together trends, facts and information from our own research programme, plus the latest available data from government surveys, academic research, and research by voluntary organisations.

The Almanac is aimed at policy makers and practitioners with an interest in voluntary organisations and civil society. It reports key trends and characteristics on a range of topics, including funding and finance, spending, workforce and employment, volunteering and beneficiaries. The Almanac focuses on how voluntary organisations at the heart of civil society have changed over the last decade, often comparing trends with the public and private sectors.

### NCVO Research

NCVO's research aims to support the development of policy and practice in the voluntary and community sector. Further information on our work can be found at:

[www.ncvo-vol.org.uk/research](http://www.ncvo-vol.org.uk/research)



[www.ncvo-vol.org.uk/almanac](http://www.ncvo-vol.org.uk/almanac)