

# VOLUNTEERING



ALMOST ONE IN THREE (30%) VOLUNTEER FORMALLY AT LEAST ONCE A MONTH

Source: Community Life Survey August-October 2012



45% VOLUNTEER FORMALLY AT LEAST ONCE A YEAR


# GIVING



MEDIAN AMOUNT GIVEN PER DONOR PER MONTH

55%

OF ADULTS DONATED TO CHARITABLE CAUSES IN A TYPICAL MONTH

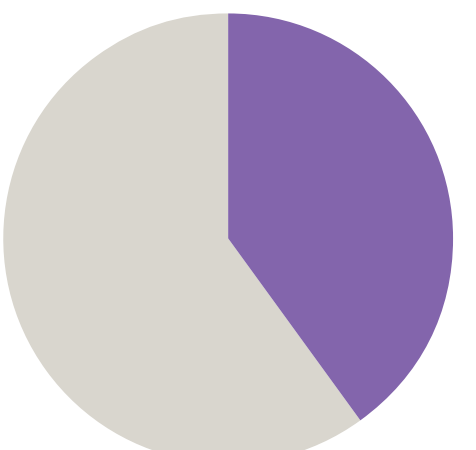


NCVO HAS OVER

10,000 MEMBERS

NCVO 40% MEMBERS

OF THE VOLUNTARY SECTOR'S INCOME



www.ncvo-vol.org.uk/membership

Source: NCVO/CAF UK Giving 2012

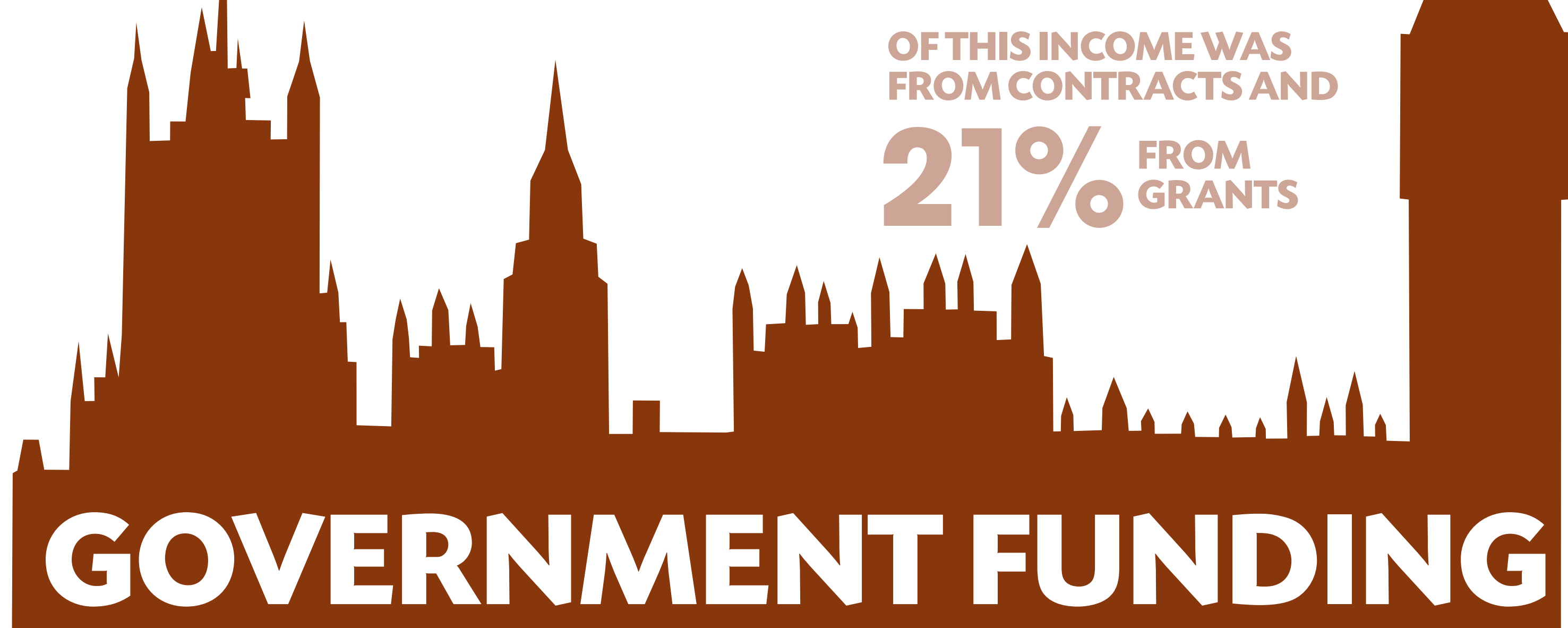
Source: NCVO

UK VOLUNTARY SECTOR 2013 | FIND OUT MORE AT [data.ncvo-vol.org.uk](http://data.ncvo-vol.org.uk)

£14.2 BILLION VOLUNTARY SECTOR INCOME FROM GOVERNMENT IN 2010/11

Source: NCVO/TSRC, Charity Commission

79% OF THIS INCOME WAS FROM CONTRACTS AND 21% FROM GRANTS



86%

OF CHARITIES' SPENDING GOES ON CHARITABLE ACTIVITIES



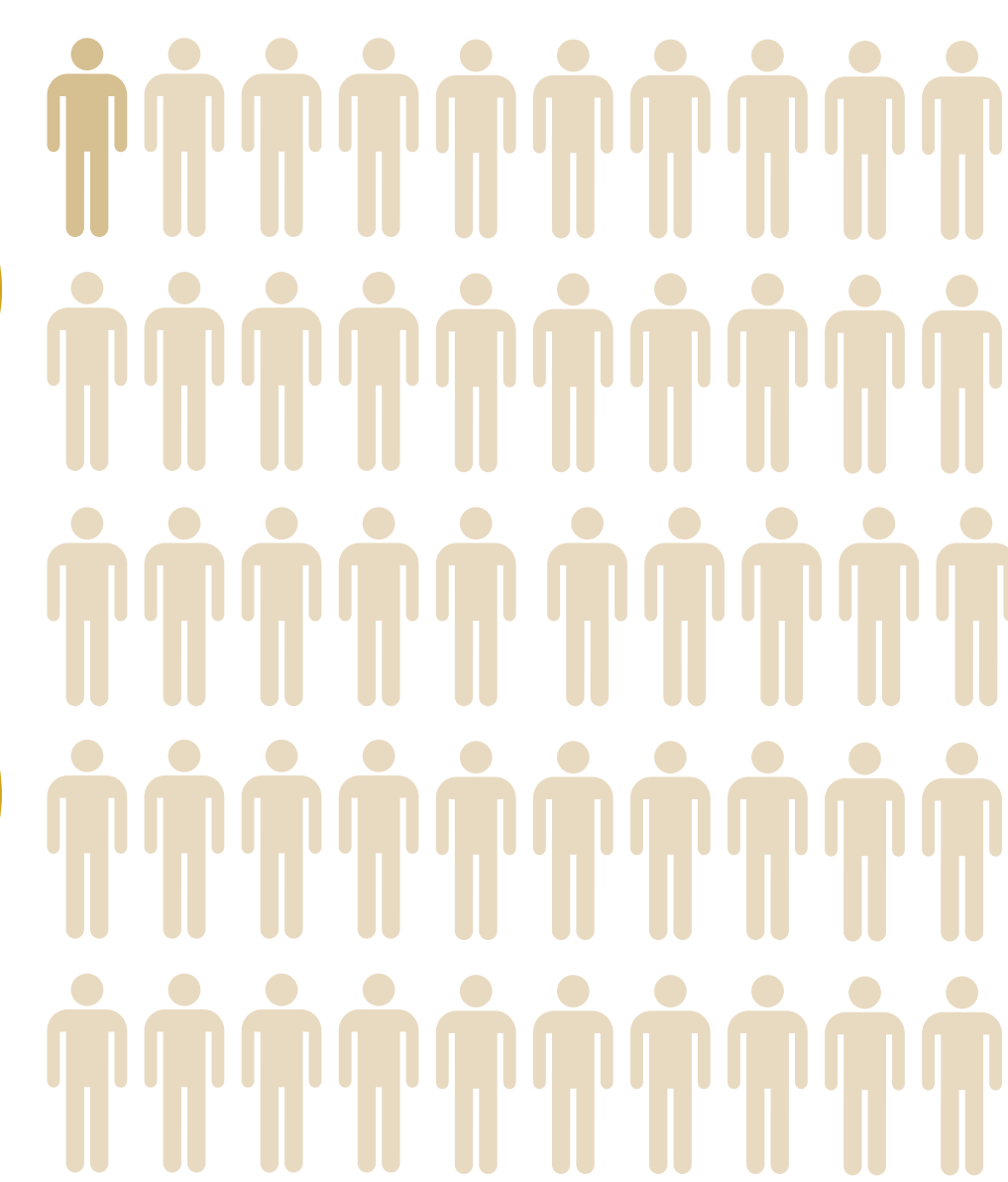
CHARITIES RAISED £4.40 FOR EVERY £1 SPENT GENERATING FUNDS



SPENDING

Source: NCVO/TSRC, Charity Commission

# WORKFORCE



1 IN 50 UK EMPLOYEES WORKS IN THE VOLUNTARY SECTOR

40% OF THE SECTOR'S WORKFORCE WORK PART-TIME

Source: Labour Force Survey